


3.2 EPIC® D A - V I N C I H - B

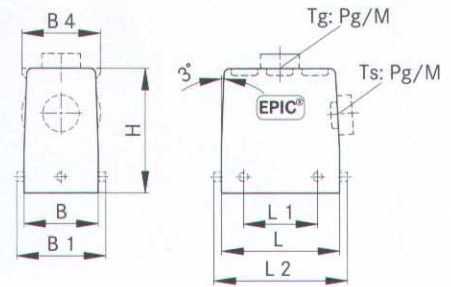
Gehäuse / Hood / Capot



PG



M



EPIC® H-B Gehäuse: Tüllengehäuse (Kabeleingang seitlich, Bolzen für Querbügel, hohe Bauform)
EPIC® H-B housings: hood (side entry, bolts for double locking lever, high version)
Boîtiers EPIC® H-B: capot (sortie latérale, ergots pour double levier, version haute)

H-B 10

Artikel part article	Art.Nr. part No. N° art.	PG	M	ZW	L	L1	L2	L3	L4	B	B1	B2	B3	B4	B5	H	H1	H2	S	d
H-B 10 TSH 21	70052400	21		●	73	27				43	57,8					72				
H-B 10 TSH 29	70052600	29		●																
H-B 10 TSH M25	79052400		25		73	27				43	57,8					72				
H-B 10 TSH M32	79052600		32																	

Einsätze / Inserts / Inserts: 1.4: H-BE 10 / 1.5: H-EE 18 / 1.7: H-BVE 3 / 1.9: H-DD 42 / 1.10: MC 10
 Deckel / Cover / Couvercle: 6.1: H-B 10
 Kabelverschraubung / Cable gland / Presse-étoupe: 5.1: Metr. & PG

H-B 16

Artikel part article	Art.Nr. part No. N° art.	PG	M	ZW	L	L1	L2	L3	L4	B	B1	B2	B3	B4	B5	H	H1	H2	S	d
H-B 16 TSH 21	70102200	21		●	93,3	47,5				43	57,8					76				
H-B 16 TSH 29	70102400	29		●																
H-B 16 TSH M25	79102200		25																	
H-B 16 TSH M32	79102400		32		93,3	47,5				43	57,8					76				
H-B 16 TSH M40	79102800		40																	

Einsätze / Inserts / Inserts: 1.4: H-BE 16 / 1.5: H-EE 32 / 1.6: H-BS 6 / 1.7: H-BVE 6 / 1.8: H-D 40 / 1.9: H-DD 72 / 1.10: MC 16
 Deckel / Cover / Couvercle: 6.1: H-B 16
 Kabelverschraubung / Cable gland / Presse-étoupe: 5.1: Metr. & PG

H-B 24


Artikel part article	Art.Nr. part No. N° art.	PG	M	ZW	L	L1	L2	L3	L4	B	B1	B2	B3	B4	B5	H	H1	H2	S	d
H-B 24 TSH 21	70152400	21		●	120	74				43	57,8					76				
H-B 24 TSH 29	70152600	29		●																
H-B 24 TSH M25	79152400		25																	
H-B 24 TSH M32	79152600		32		120	74				43	57,8					76				
H-B 24 TSH M40	79152800		40																	

Einsätze / Inserts / Inserts: 1.4: H-BE 24 / 1.5: H-EE 46 / 1.7: H-BVE 10 / 1.8: H-D 64 / 1.9: H-DD 108 / 1.10: MC 24
 Deckel / Cover / Couvercle: 6.1: H-B 24
 Kabelverschraubung / Cable gland / Presse-étoupe: 5.1: Metr. & PG

3

3.2 EPIC® D A - V I N C I H - B

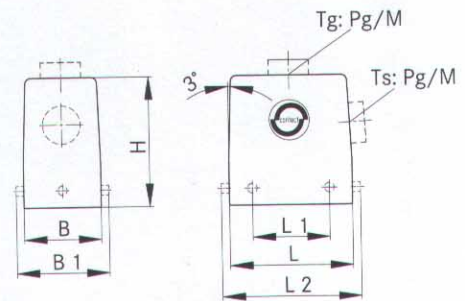
Gehäuse / Hood / Capot



PG



M



EPIC® H-B Gehäuse: Tüllengehäuse (Kabeleingang seitlich, Bolzen für Querbügel)

EPIC® H-B housings: hood (side entry, bolts for double locking lever)

Boîtiers EPIC® H-B: capot (sortie latérale, ergots pour double levier)


H-B 32

Artikel part article	Art.Nr. part No. N° art.	PG	M	ZW	L	L1	L2	L3	L4	B	B1	B2	B3	B4	B5	H	H1	H2	S	d
H-B 32 TS 21	10135000	21		●																
H-B 32 TS 29	10136000	29		●	93,5	64,5				79	89,5					95				
H-B 32 TS 29	10135600	29																		
H-B 32 TS M25	19135000		25																	
H-B 32 TS M32	19136000		32		93,5	64,5				79	89,5					95				
H-B 32 TS M40	19136200		40																	

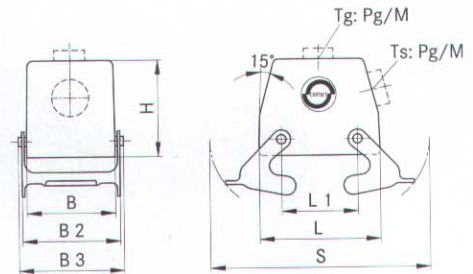
Einsätze / Inserts / Inserts: 1.4: H-BE 32 / 1.5: H-EE 64 / 1.6: H-BS 12 / 1.8: H-D 80 / 1.9: H-DD 144 / 1.10: 2 x MC 16
 Kabelverschraubung / Cable gland / Presse-étoupe: 5.1: Metr. & PG

3.2 EPIC® DA - VINCI H - B

Gehäuse / Hood / Capot



PG / M



EPIC® H-B Gehäuse: Tüllengehäuse (Kabeleingang seitlich, Querbügel)

EPIC® H-B housings: hood (side entry, double locking lever)

Boîtiers EPIC® H-B: capot (sortie latérale, double levier)


H-B 10

Artikel part article	Art.Nr. part No. N° art.	PG	M	ZW	L	L1	L2	L3	L4	B	B1	B2	B3	B4	B5	H	H1	H2	S	d
H-B 10 TSB 16	10045000	16		●	73	27				43	57,8	53				52				116
H-B 10 TSB M20	19045000		20	●	73	27				43	57,8	53				52				116
H-B 10 TSB M25	79057700		25	●																

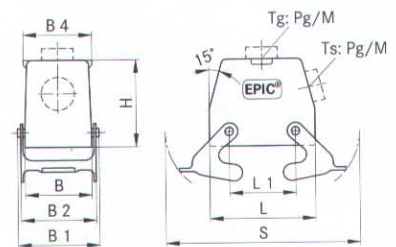
Einsätze / Inserts / Inserts: 1.4: H-BE 10 / 1.5: H-EE 18 / 1.7: H-BVE 3 / 1.9: H-DD 42 / 1.10: MC 10

Deckel / Cover / Couvercle: 6.1: H-B 10

Kabelverschraubung / Cable gland / Presse-étoupe: 5.1: Metr. & PG



PG / M



H-B 16

Artikel part article	Art.Nr. part No. N° art.	PG	M	ZW	L	L1	L2	L3	L4	B	B1	B2	B3	B4	B5	H	H1	H2	S	d
H-B 16 TSB 21	10083000	21		●	93,3	47,5				43	57,8	53				61				136,5
H-B 16 TSB M25	19083000		25	●	93,3	47,5				43	57,8	53				61				136,5

Einsätze / Inserts / Inserts: 1.4: H-BE 16 / 1.5: H-EE 32 / 1.6: H-BS 6 / 1.7: H-BVE 6 / 1.8: H-D 40 / 1.9: H-DD 72 / 1.10: MC 16

Deckel / Cover / Couvercle: 6.1: H-B 16

Kabelverschraubung / Cable gland / Presse-étoupe: 5.1: Metr. & PG

H-B 24

Artikel part article	Art.Nr. part No. N° art.	PG	M	ZW	L	L1	L2	L3	L4	B	B1	B2	B3	B4	B5	H	H1	H2	S	d
H-B 24 TSB 21	10114000	21		●	120	74				43	57,8	53				61				163
H-B 24 TSB 29	10124000	29		●																
H-B 24 TSB M25	19114000		25	●	120	74				43	57,8	53				61				163
H-B 24 TSB M32	19124000		32	●																

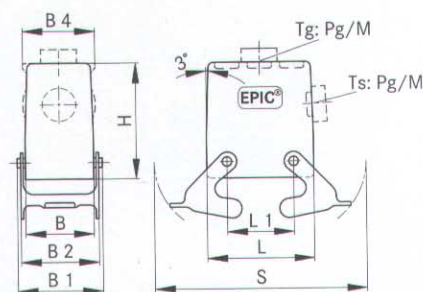

Einsätze / Inserts / Inserts: 1.4: H-BE 24 / 1.5: H-EE 46 / 1.7: H-BVE 10 / 1.8: H-D 64 / 1.9: H-DD 108 / 1.10: MC 24

Deckel / Cover / Couvercle: 6.1: H-B 24

Kabelverschraubung / Cable gland / Presse-étoupe: 5.1: Metr. & PG

3.2 EPIC® D A - V I N C I H - B

Gehäuse / Hood / Capot



EPIC® H-B Gehäuse: Tüllengehäuse (Kabeleingang seitlich, Querbügel, hohe Bauform)

EPIC® H-B housings: hood (side entry, double locking lever, high version)

Boîtiers EPIC® H-B: capot (sortie latérale, double levier, version haute)

H-B 10

Artikel part article	Art.Nr. part No. N° art.	PG	M	ZW	L	L1	L2	L3	L4	B	B1	B2	B3	B4	B5	H	H1	H2	S	d
H-B 10 TSBH 21	70057200	21		●	73	27				43	57,8	53				72				116
H-B 10 TSBH 29	70057400	29		●																
H-B 10 TSBH M25	79057200		25		73	27				43	57,8	53				72				116
H-B 10 TSBH M32	79057400		32																	

Einsätze / Inserts / Inserts: 1.4: H-BE 10 / 1.5: H-EE 18 / 1.7: H-BVE 3 / 1.9: H-DD 42 / 1.10: MC 10

Deckel / Cover / Couvercle: 6.1: H-B 10

Kabelverschraubung / Cable gland / Presse-étoupe: 5.1: Metr. & PG

H-B 16

Artikel part article	Art.Nr. part No. N° art.	PG	M	ZW	L	L1	L2	L3	L4	B	B1	B2	B3	B4	B5	H	H1	H2	S	d
H-B 16 TSBH 21	70107200	21		●	93,3	47,5				43	57,8	53				76				136,5
H-B 16 TSBH 29	70107400	29		●																
H-B 16 TSBH M25	79107200		25		93,3	47,5				43	57,8	53				76				136,5
H-B 16 TSBH M32	79107400		32																	

Einsätze / Inserts / Inserts: 1.4: H-BE 16 / 1.5: H-EE 32 / 1.6: H-BS 6 / 1.7: H-BVE 6 / 1.8: H-D 40 / 1.9: H-DD 72 / 1.10: MC 16

Deckel / Cover / Couvercle: 6.1: H-B 16

Kabelverschraubung / Cable gland / Presse-étoupe: 5.1: Metr. & PG

H-B 24

Artikel part article	Art.Nr. part No. N° art.	PG	M	ZW	L	L1	L2	L3	L4	B	B1	B2	B3	B4	B5	H	H1	H2	S	d
H-B 24 TSBH 21	70157400	21		●	120	74				43	57,8	53				76				163
H-B 24 TSBH 29	70157600	29		●																
H-B 24 TSBH M25	79157400		25		120	74				43	57,8	53				76				163
H-B 24 TSBH M32	79157600		32																	

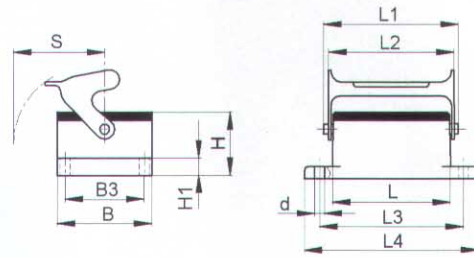
Einsätze / Inserts / Inserts: 1.4: H-BE 24 / 1.5: H-EE 46 / 1.7: H-BVE 10 / 1.8: H-D 64 / 1.9: H-DD 108 / 1.10: MC 24

Deckel / Cover / Couvercle: 6.1: H-B 24

Kabelverschraubung / Cable gland / Presse-étoupe: 5.1: Metr. & PG

3.2 EPIC® D A - V I N C I H - B

Anbaugehäuse / Panel mount base / Embase encastrée



EPIC® H-B Gehäuse: Anbaugehäuse (Längsbügel)
EPIC® H-B housings: panel mount base (single locking lever)
Boîtiers EPIC® H-B: embase encastrée (simple levier)

H-B 6

Artikel part article	Art.Nr. part No. N° art.	PG	L	L1	L2	L3	L4	B	B1	B2	B3	B4	B5	H	H1	H2	S	d
H-B 6 AG-LB	10003000		60	74,8	70	70	80	43			32			27,8	4		44	4,3

Einsätze / Inserts / Inserts: 1.4: H-BE 6 / 1.5: H-EE 10 / 1.9: H-DD 24 / 1.10: MC 6 / 1.11: TB H-BE 6
 Deckel / Cover / Couvercle: 6.1: H-B 6

H-B 10

Artikel part article	Art.Nr. part No. N° art.	PG	L	L1	L2	L3	L4	B	B1	B2	B3	B4	B5	H	H1	H2	S	d
H-B 10 AG-LB	10032900		73	91	88,5	83	93	43			32			27,8	4		50	4,3

Einsätze / Inserts / Inserts: 1.4: H-BE 10 / 1.5: H-EE 18 / 1.7: H-BVE 3 / 1.9: H-DD 42 / 1.10: MC 10 / 1.11: TB H-BE 10

H-B 16

Artikel part article	Art.Nr. part No. N° art.	PG	L	L1	L2	L3	L4	B	B1	B2	B3	B4	B5	H	H1	H2	S	d
H-B 16 AG-LB	10072900		93,3	111	109,5	103	113	43			32			27,8	4		50	4,3

Einsätze / Inserts / Inserts: 1.4: H-BE 16 / 1.5: H-EE 32 / 1.6: H-BS 6 / 1.7: H-BVE 6 / 1.8: H-D 40 / 1.9: H-DD 72 / 1.10: MC 16 / 1.11: TB H-BE 16

H-B 24

Artikel part article	Art.Nr. part No. N° art.	PG	L	L1	L2	L3	L4	B	B1	B2	B3	B4	B5	H	H1	H2	S	d
H-B 24 AG-LB	10102900		120	138	136,5	130	140	43			32			27,8	4		50	4,3

Einsätze / Inserts / Inserts: 1.4: H-BE 24 / 1.5: H-EE 46 / 1.7: H-BVE 10 / 1.8: H-D 64 / 1.9: H-DD 108 / 1.10: MC 24 / 1.11: TB H-BE 24

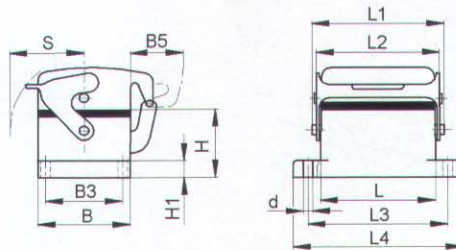
H-B 48

Artikel part article	Art.Nr. part No. N° art.	PG	L	L1	L2	L3	L4	B	B1	B2	B3	B4	B5	H	H1	H2	S	d
H-B 48 AG-LB	10161000		132	152	139,5	148	165	90			70			39,5	10		105	7

Einsätze / Inserts / Inserts: 1.4: H-BE 48 / 1.5: H-EE 92 / 1.7: 2 x H-BVE 10 / 1.8: H-D 128 / 1.9: H-DD 216 / 1.10: 2 x MC 24 / 1.11: 2 x TB H-BE 24 & 2 x TB H-D 64

3.2 EPIC® D A - V I N C I H - B

Anbaugehäuse / Panel mount base / Embase encastrée



EPIC® H-B Gehäuse: Anbaugehäuse (Schutzdeckel, Längsbügel)
EPIC® H-B housings: panel mount base (cover, single locking lever)
Boîtiers EPIC® H-B: embase encastrée (couverture, simple levier)

H-B 6

Artikel part article	Art.Nr. part No. N° art.	PG	L	L1	L2	L3	L4	B	B1	B2	B3	B4	B5	H	H1	H2	S	d
H-B 6 AD-LB	10004000		60	74,8	70	70	80	43			32		25	27,8	4		44	4,3

Einsätze / Inserts / Inserts: 1.4: H-BE 6 / 1.5: H-EE 10 / 1.9: H-DD 24 / 1.10: MC 6 / 1.11: TB H-BE 6

H-B 10

Artikel part article	Art.Nr. part No. N° art.	PG	L	L1	L2	L3	L4	B	B1	B2	B3	B4	B5	H	H1	H2	S	d
H-B 10 AD-LB	10033900		73	91	88,5	83	93	43			32		25	27,8	4		50	4,3

Einsätze / Inserts / Inserts: 1.4: H-BE 10 / 1.5: H-EE 18 / 1.7: H-BVE 3 / 1.9: H-DD 42 / 1.10: MC 10 / 1.11: TB H-BE 10

H-B 16

Artikel part article	Art.Nr. part No. N° art.	PG	L	L1	L2	L3	L4	B	B1	B2	B3	B4	B5	H	H1	H2	S	d
H-B 16 AD-LB	10073900		93,3	111	109,5	103	113	43			32		25	27,8	4		50	4,3

Einsätze / Inserts / Inserts: 1.4: H-BE 16 / 1.5: H-EE 32 / 1.6: H-BS 6 / 1.7: H-BVE 6 / 1.8: H-D 40 / 1.9: H-DD 72 / 1.10: MC 16 / 1.11: TB H-BE 16

H-B 24

Artikel part article	Art.Nr. part No. N° art.	PG	L	L1	L2	L3	L4	B	B1	B2	B3	B4	B5	H	H1	H2	S	d
H-B 24 AD-LB	10103900		120	138	136,5	130	140	43			32		25	27,8	4		50	4,3

Einsätze / Inserts / Inserts: 1.4: H-BE 24 / 1.5: H-EE 46 / 1.7: H-BVE 10 / 1.8: H-D 64 / 1.9: H-DD 108 / 1.10: MC 24 / 1.11: TB H-BE 24

H-B 48

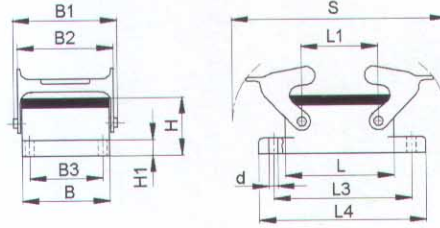

Artikel part article	Art.Nr. part No. N° art.	PG	L	L1	L2	L3	L4	B	B1	B2	B3	B4	B5	H	H1	H2	S	d
H-B 48 AD-LB	10152000		132	152	139,5	148	165	90			70		30	39,5	10		105	7

Einsätze / Inserts / Inserts: 1.4: H-BE 48 / 1.5: H-EE 92 / 1.7: 2 x H-BVE 10 / 1.8: H-D 128 / 1.9: H-DD 216 / 1.10: 2 x MC 24 / 1.11: 2 x TB H-BE 24 & 2 x TB H-D 64

3

3.2 EPIC® D A - V I N C I H - B

Anbaugehäuse / Panel mount base / Embase encastrée



EPIC® H-B Gehäuse: Anbaugehäuse (Querbügel)
EPIC® H-B housings: panel mount base (double locking lever)
Boîtiers EPIC® H-B: embase encastrée (double levier)

H-B 10

Artikel part article	Art.Nr. part No. N° art.	PG	L	L1	L2	L3	L4	B	B1	B2	B3	B4	B5	H	H1	H2	S	d
H-B 10 AG	10032000		73	27		83	93	43	57,8	53	32			27,8	4		116	4,3

Einsätze / Inserts / Inserts: 1.4: H-BE 10 / 1.5: H-EE 18 / 1.7: H-BVE 3 / 1.9: H-DD 42 / 1.10: MC 10 / 1.11: TB H-BE 10
 Deckel / Cover / Couvercle: 6.1: H-B 10

H-B 16

Artikel part article	Art.Nr. part No. N° art.	PG	L	L1	L2	L3	L4	B	B1	B2	B3	B4	B5	H	H1	H2	S	d
H-B 16 AG	10072000		93,3	47,5		103	113	43	57,8	53	32			27,8	4		136,5	4,3

Einsätze / Inserts / Inserts: 1.4: H-BE 16 / 1.5: H-EE 32 / 1.6: H-BS 6 / 1.7: H-BVE 6 / 1.8: H-D 40 / 1.9: H-DD 72 / 1.10: MC 16 /
 1.11: TB H-BE 16
 Deckel / Cover / Couvercle: 6.1: H-B 16

H-B 24

Artikel part article	Art.Nr. part No. N° art.	PG	L	L1	L2	L3	L4	B	B1	B2	B3	B4	B5	H	H1	H2	S	d
H-B 24 AG	10102000		120	74		130	140	43	57,8	53	32			27,8	4		163	4,3

Einsätze / Inserts / Inserts: 1.4: H-BE 24 / 1.5: H-EE 46 / 1.7: H-BVE 10 / 1.8: H-D 64 / 1.9: H-DD 108 / 1.10: MC 24 /
 1.11: TB H-BE 24
 Deckel / Cover / Couvercle: 6.1: H-B 24

H-B 32

Artikel part article	Art.Nr. part No. N° art.	Art.Nr.: EP part No.: EP N° art.: EP	PG	L	L1	L2	L3	L4	B	B1	B2	B3	B4	B5	H	H1	H2	S	d
H-B 32 AG	10132000			93,5	64,5		110	124	79	93,8	87,8	65			30,3	5		136,5	5,5

Einsätze / Inserts / Inserts: 1.4: H-BE 32 / 1.5: H-EE 64 / 1.6: H-BS 12 / 1.8: H-D 80 / 1.9: H-DD 144 / 1.10: 2 x MC 24 /
 1.11: 2 x TB H-BE 16 & 2 x TB H-D 40