
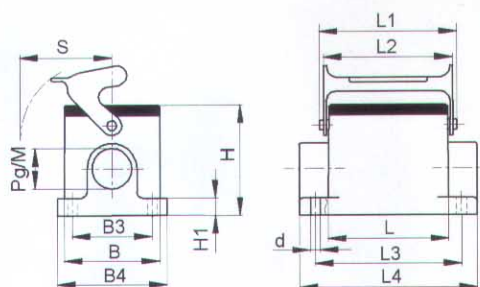


3.2 EPIC® D A - VINCI H - B

Socketgehäuse / Surface mount base / Embase en saillie



PG / M



EPIC® H-B Gehäuse: Sockelgehäuse (2 Kabeleingänge, Längsbügel)
EPIC® H-B housings: surface mount base (2 cable entries, single locking lever)
Boîtiers EPIC® H-B: embase en saillie (2 entrées de cable, simple levier)

H-B 6

Artikel part article	Art.Nr. part No. N° art.	PG	M	L	L1	L2	L3	L4	B	B1	B2	B3	B4	B5	H	H1	H2	S	d
H-B 6 SGRL 16	10006000	16		60	74,8	70	70	84	43			40	52		57	4,5		44	5,5
H-B 6 SGRL M20	19006000		20	60	74,8	70	70	84	43			40	52		57	4,5		44	5,5
H-B 6 SGRL M25	79006600		25																

Einsätze / Inserts / Inserts: 1.4: H-BE 6 / 1.5: H-EE 10 / 1.9: H-DD 24 / 1.10: MC 6

Deckel / Cover / Couvercle: 6.1: H-B 6

Kabelverschraubung / Cable gland / Presse-étoupe: 5.1: Metr. & PG

H-B 10

Artikel part article	Art.Nr. part No. N° art.	PG	M	L	L1	L2	L3	L4	B	B1	B2	B3	B4	B5	H	H1	H2	S	d
H-B 10 SGRL-LB 16	10035900	16		73	91	88,5	82	94	43			40	52		57	4,5		50	5,5
H-B 10 SGRL-LB M20	19035900		20	73	91	88,5	82	94	43			40	52		57	4,5		50	5,5
H-B 10 SGRL-LB M25	79061600		25																

Einsätze / Inserts / Inserts: 1.4: H-BE 10 / 1.5: H-EE 18 / 1.7: H-BVE 3 / 1.9: H-DD 42 / 1.10: MC 10

Kabelverschraubung / Cable gland / Presse-étoupe: 5.1: Metr. & PG

H-B 16


Artikel part article	Art.Nr. part No. N° art.	PG	M	L	L1	L2	L3	L4	B	B1	B2	B3	B4	B5	H	H1	H2	S	d
H-B 16 SGRL-LB 21	10075900	21		93	111	109,5	105	117	43			45	57		64	4,5		50	5,5
H-B 16 SGRL-LB M25	19075900		25	93	111	109,5	105	117	43			45	57		64	4,5		50	5,5

Einsätze / Inserts / Inserts: 1.4: H-BE 16 / 1.5: H-EE 32 / 1.6: H-BS 6 / 1.7: H-BVE 6 / 1.8: H-D 40 / 1.9: H-DD 72 / 1.10: MC 16

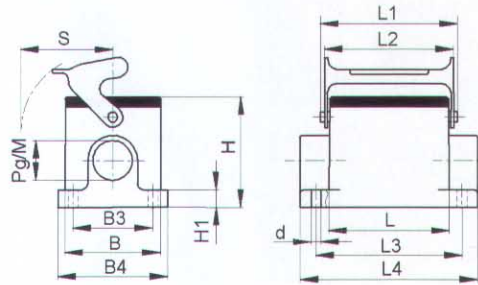
Kabelverschraubung / Cable gland / Presse-étoupe: 5.1: Metr. & PG

3.2 EPIC® D A - V I N C I H - B

Sockelgehäuse / Surface mount base / Embase en saillie



PG / M



EPIC® H-B Gehäuse: Sockelgehäuse (2 Kabeleingänge, Längsbügel)

EPIC® H-B housings: surface mount base (2 cable entries, single locking lever)

Boîtiers EPIC® H-B: embase en saillie (2 entrées de câble, simple levier)

H-B 24

Artikel part article	Art.Nr. part No. N° art.	PG	M	L	L1	L2	L3	L4	B	B1	B2	B3	B4	B5	H	H1	H2	S	d
H-B 24 SGRL-LB 21	10105900	21		120	138	136,5	132	144	43			45	57		64	4,5		50	5,5
H-B 24 SGRL-LB M25	19105900		25	120	138	136,5	132	144	43			45	57		64	4,5		50	5,5

Einsätze / Inserts / Inserts: 1.4: H-BE 24 / 1.5: H-EE 46 / 1.7: H-BVE 10 / 1.8: H-D 64 / 1.9: H-DD 108 / 1.10: MC 24

Kabelverschraubung / Cable gland / Presse-étoupe: 5.1: Metr. & PG

H-B 48


Artikel part article	Art.Nr. part No. N° art.	PG	M	L	L1	L2	L3	L4	B	B1	B2	B3	B4	B5	H	H1	H2	S	d
H-B 48 SGRL 29	10166000	29		132	152	139,5	111	132	90			106	120		100	12		105	6,5
H-B 48 SGRL 36	10166100	36																	
H-B 48 SGRL M32	19166000		32	132	152	139,5	111	132	90			106	120		100	12		105	6,5
H-B 48 SGRL M40	19166100		40																

Einsätze / Inserts / Inserts: 1.4: H-BE 48 / 1.5: H-EE 92 / 1.7: 2 x H-BVE 10 / 1.8: H-D 128 / 1.9: H-DD 216 / 1.10: 2 x MC 24

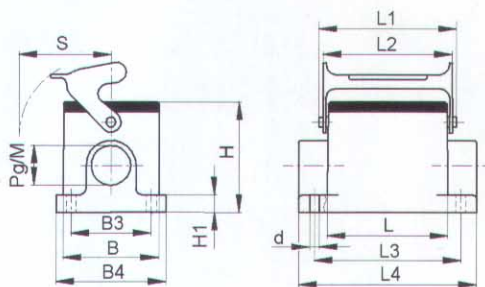
Kabelverschraubung / Cable gland / Presse-étoupe: 5.1: Metr. & PG

3.2 EPIC® D A - VINCI H - B

Sockelgehäuse / Surface mount base / Embase en saillie



PG / M



EPIC® H-B Gehäuse: Sockelgehäuse (2 Kabeleingänge, Längsbügel, hohe Bauform)
EPIC® H-B housings: surface mount base (2 cable entries, single locking lever, high version)
Boîtiers EPIC® H-B: embase en saillie (2 entrées de câble, simple levier, version haute)

H-B 6

Artikel part article	Art.Nr. part No. N° art.	PG	M	L	L1	L2	L3	L4	B	B1	B2	B3	B4	B5	H	H1	H2	S	d
H-B 6 SGRLH 21	70006200	21		60	74,8	70	70	84	43			45	58		74	6		44	5,5
H-B 6 SGRLH 29	70006400	29																	
H-B 6 SGRLH M25	79006200		25	60	74,8	70	70	84	43			45	58		74	6		44	5,5
H-B 6 SGRLH M32	79006400		32																

Einsätze / Inserts / Inserts: 1.4: H-BE 6 / 1.5: H-EE 10 / 1.9: H-DD 24 / 1.10: MC 6

Deckel / Cover / Couvercle: 6.1: H-B 6

Kabelverschraubung / Cable gland / Presse-étoupe: 5.1: Metr. & PG

H-B 10


Artikel part article	Art.Nr. part No. N° art.	PG	M	L	L1	L2	L3	L4	B	B1	B2	B3	B4	B5	H	H1	H2	S	d
H-B 10 SGRLH-LB 21	70061200	21		73	91	88,5	82	97	43			45	58		74	6		50	5,5
H-B 10 SGRLH-LB 29	70061400	29																	
H-B 10 SGRLH-LB M25	79061200		25	73	91	88,5	82	97	43			45	58		74	6		50	5,5
H-B 10 SGRLH-LB M32	79061400		32																

Einsätze / Inserts / Inserts: 1.4: H-BE 10 / 1.5: H-EE 18 / 1.7: H-BVE 3 / 1.9: H-DD 42 / 1.10: MC 10

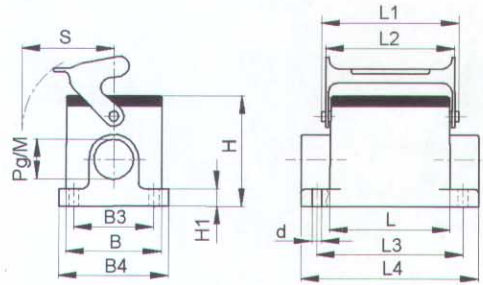
Kabelverschraubung / Cable gland / Presse-étoupe: 5.1: Metr. & PG

3.2 EPIC® D A - V I N C I H - B

Sockelgehäuse / Surface mount base / Embase en saillie



PG / M



EPIC® H-B Gehäuse: Sockelgehäuse (2 Kabeleingänge, Längsbügel, hohe Bauform)
EPIC® H-B housings: surface mount base (2 cable entries, single locking lever, high version)
Boîtiers EPIC® H-B: embase en saillie (2 entrées de câble, simple levier, version haute)

H-B 16

Artikel part article	Art.Nr. part No. N° art.	PG	M	L	L1	L2	L3	L4	B	B1	B2	B3	B4	B5	H	H1	H2	S	d
H-B 16 SGR LH-LB 21	70111200	21			93,3	111	109,5	105	117	43		45	58		84	6		50	5,5
H-B 16 SGR LH-LB 29	70111400	29																	
H-B 16 SGR LH-LB M25	79111200		25		93,3	111	109,5	105	117	43		45	58		84	6		50	5,5
H-B 16 SGR LH-LB M32	79111400		32																

Einsätze / Inserts / Inserts: 1.4: H-BE 16 / 1.5: H-EE 32 / 1.6: H-BS 6 / 1.7: H-BVE 6 / 1.8: H-D 40 / 1.9: H-DD 72 / 1.10: MC 16
 Kabelverschraubung / Cable gland / Presse-étoupe: 5.1: Metr. & PG

H-B 24


Artikel part article	Art.Nr. part No. N° art.	PG	M	L	L1	L2	L3	L4	B	B1	B2	B3	B4	B5	H	H1	H2	S	d
H-B 24 SGR LH-LB 21	70161200	21			120	138	136,5	132	144	43		45	58		84	6		50	5,5
H-B 24 SGR LH-LB 29	70161400	29																	
H-B 24 SGR LH-LB M25	79161200		25		120	138	136,5	132	144	43		45	58		84	6		50	5,5
H-B 24 SGR LH-LB M32	79161400		32																

Einsätze / Inserts / Inserts: 1.4: H-BE 24 / 1.5: H-EE 46 / 1.7: H-BVE 10 / 1.8: H-D 64 / 1.9: H-DD 108 / 1.10: MC 24
 Kabelverschraubung / Cable gland / Presse-étoupe: 5.1: Metr. & PG

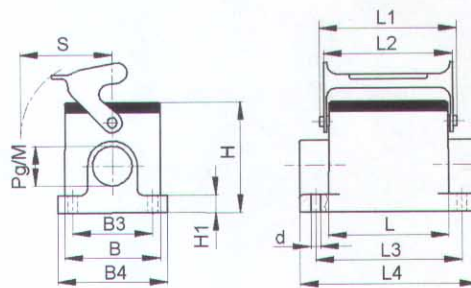


3.2 EPIC® D A - VINCI H - B

Sockelgehäuse / Surface mount base / Embase en saillie



PG / M



EPIC® H-B Gehäuse: Sockelgehäuse (1 Kabeleingang, Längsbügel)

EPIC® H-B housings: surface mount base (1 cable entry, single locking lever)

Boîtiers EPIC® H-B: embase en saillie (1 entrée de câble, simple levier)

H-B 6

Artikel part article	Art.Nr. part No. N° art.	PG	M	L	L1	L2	L3	L4	B	B1	B2	B3	B4	B5	H	H1	H2	S	d
H-B 6 SGR 16	10005000	16		60	74,8	70	70	84	43			40	52		57	4,5		44	5,5
H-B 6 SGR M20	19005000		20	60	74,8	70	70	84	43			40	52		57	4,5		44	5,5
H-B 6 SGR M25	79005600		25																

Einsätze / Inserts / Inserts: 1.4: H-BE 6 / 1.5: H-EE 10 / 1.9: H-DD 24 / 1.10: MC 6

Deckel / Cover / Couvercle: 6.1: H-B 6

Kabelverschraubung / Cable gland / Presse-étoupe: 5.1: Metr. & PG

H-B 10

Artikel part article	Art.Nr. part No. N° art.	PG	M	L	L1	L2	L3	L4	B	B1	B2	B3	B4	B5	H	H1	H2	S	d
H-B 10 SGR-LB 16	10034900	16		73	91	88,5	82	94	43			40	52		57	4,5		50	5,5
H-B 10 SGR-LB 21	10034700	21																	
H-B 10 SGR-LB M20	19034900		20	73	91	88,5	82	94	43			40	52		57	4,5		50	5,5
H-B 10 SGR-LB M25	19034700		25																

Einsätze / Inserts / Inserts: 1.4: H-BE 10 / 1.5: H-EE 18 / 1.7: H-BVE 3 / 1.9: H-DD 42 / 1.10: MC 10

Kabelverschraubung / Cable gland / Presse-étoupe: 5.1: Metr. & PG

H-B 16


Artikel part article	Art.Nr. part No. N° art.	PG	M	L	L1	L2	L3	L4	B	B1	B2	B3	B4	B5	H	H1	H2	S	d
H-B 16 SGR-LB 21	10074900	21		93	111	109,5	105	117	43			45	57		64	4,5		50	5,5
H-B 16 SGR-LB M25	19074900		25	93	111	109,5	105	117	43			45	57		64	4,5		50	5,5

Einsätze / Inserts / Inserts: 1.4: H-BE 16 / 1.5: H-EE 32 / 1.6: H-BS 6 / 1.7: H-BVE 6 / 1.8: H-D 40 / 1.9: H-DD 72 / 1.10: MC 16

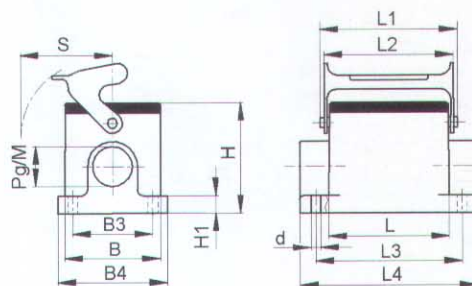
Kabelverschraubung / Cable gland / Presse-étoupe: 5.1: Metr. & PG

3.2 EPIC® D A - VINCI H - B

Sockelgehäuse / Surface mount base / Embase en saillie



PG / M



EPIC® H-B Gehäuse: Sockelgehäuse (1 Kabeleingang, Längsbügel)

EPIC® H-B housings: surface mount base (1 cable entry, single locking lever)

Boîtiers EPIC® H-B: embase en saillie (1 entrée de câble, simple levier)

H-B 24

Artikel part article	Art.Nr. part No. N° art.	PG	M	L	L1	L2	L3	L4	B	B1	B2	B3	B4	B5	H	H1	H2	S	d
H-B 24 SGR-LB 21	10104900	21		120	138	136,5	132	144	43			45	57		64	4,5		50	5,5
H-B 24 SGR-LB M25	19104900		25	120	138	136,5	132	144	43			45	57		64	4,5		50	5,5

Einsätze / Inserts / Inserts: 1.4: H-BE 24 / 1.5: H-EE 46 / 1.7: H-BVE 10 / 1.8: H-D 64 / 1.9: H-DD 108 / 1.10: MC 24
 Kabelverschraubung / Cable gland / Presse-étoupe: 5.1: Metr. & PG

H-B 48

Artikel part article	Art.Nr. part No. N° art.	PG	M	L	L1	L2	L3	L4	B	B1	B2	B3	B4	B5	H	H1	H2	S	d
H-B 48 SGR 29	10165000	29		132	152	139,5	111	132	90			106	120		100	12		105	6,5
H-B 48 SGR 36	10165100	36		132	152	139,5	111	132	90			106	120		100	12		105	6,5
H-B 48 SGR M32	19165000		32	132	152	139,5	111	132	90			106	120		100	12		105	6,5
H-B 48 SGR M40	19165100		40	132	152	139,5	111	132	90			106	120		100	12		105	6,5

Einsätze / Inserts / Inserts: 1.4: H-BE 48 / 1.5: H-EE 92 / 1.7: 2 x H-BVE 10 / 1.8: H-D 128 / 1.9: H-DD 216 / 1.10: 2 x MC 24
 Kabelverschraubung / Cable gland / Presse-étoupe: 5.1: Metr. & PG

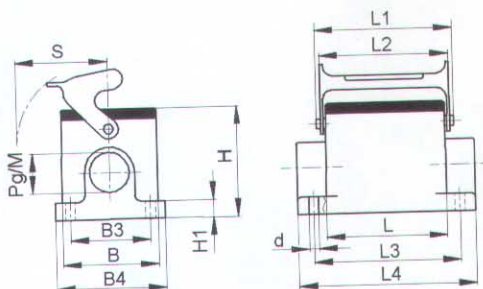


3.2 EPIC® D A - V I N C I H - B

Sockelgehäuse / Surface mount base / Embase en saillie



PG / M



EPIC® H-B Gehäuse: Sockelgehäuse (1 Kabeleingang, Längsbügel, hohe Bauform)
EPIC® H-B housings: surface mount base (1 cable entry, single locking lever, high version)
Boîtiers EPIC® H-B: embase en saillie (1 entrée de câble, simple levier, version haute)

H-B 6

Artikel part article	Art.Nr. part No. N° art.	PG	M	L	L1	L2	L3	L4	B	B1	B2	B3	B4	B5	H	H1	H2	S	d
H-B 6 SGRH-LB 21	70005200	21		60	74,8	70	70	84	43			45	58		74	6		44	5,5
H-B 6 SGRH-LB 29	70005400	29																	
H-B 6 SGRH-LB M25	79005200		25	60	74,8	70	70	84	43			45	58		74	6		44	5,5
H-B 6 SGRH-LB M32	79005400		32																

Einsätze / Inserts / Inserts: 1.4: H-BE 6 / 1.5: H-EE 10 / 1.9: H-DD 24 / 1.10: MC 6
 Deckel / Cover / Couvercle: 6.1: H-B 6
 Kabelverschraubung / Cable gland / Presse-étoupe: 5.1: Metr. & PG

H-B 10

Artikel part article	Art.Nr. part No. N° art.	PG	M	L	L1	L2	L3	L4	B	B1	B2	B3	B4	B5	H	H1	H2	S	d
H-B 10 SGRH-LB 21	70060200	21		73	91	88,5	82	97	43			45	58		74	6		50	5,5
H-B 10 SGRH-LB 29	70060400	29																	
H-B 10 SGRH-LB M25	79060200		25	73	91	88,5	82	97	43			45	58		74	6		50	5,5
H-B 10 SGRH-LB M32	79060400		32																

Einsätze / Inserts / Inserts: 1.4: H-BE 10 / 1.5: H-EE 18 / 1.7: H-BVE 3 / 1.9: H-DD 42 / 1.10: MC 10
 Kabelverschraubung / Cable gland / Presse-étoupe: 5.1: Metr. & PG