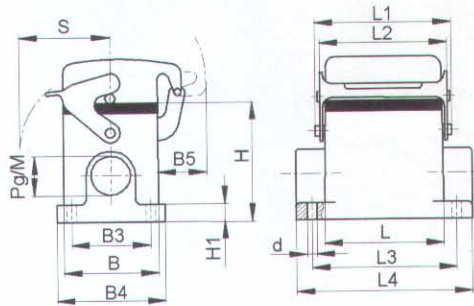


# 3.2 EPIC® D A - V I N C I H - B

Sockelgehäuse / Surface mount base / Embase en saillie



PG / M



**EPIC® H-B Gehäuse: Sockelgehäuse (Schutzdeckel, 1 Kabeleingang, Längsbügel, hohe Bauform)**

*EPIC® H-B housings: surface mount base (cover, 1 cable entry, single locking lever, high version)*

**Boîtiers EPIC® H-B: embase en saillie (couverture, 1 entrée de câble, simple levier, version haute)**

## H-B 6

Artikel part article	Art.Nr. part No. N° art.	PG	M	L	L1	L2	L3	L4	B	B1	B2	B3	B4	B5	H	H1	H2	S	d
H-B 6 SDRH 21	<b>70015200</b>	21		60	74,8	70	70	84	43			45	58	25	74	6		44	5,5
H-B 6 SDRH 29	<b>70015400</b>	29																	
H-B 6 SDRH M25	<b>79015200</b>		25	60	74,8	70	70	84	43			45	58	25	74	6		44	5,5
H-B 6 SDRH M32	<b>79015400</b>		32																

Einsätze / Inserts / Inserts: 1.4: H-BE 6 / 1.5: H-EE 10 / 1.9: H-DD 24 / 1.10: MC 6

Kabelverschraubung / Cable gland / Presse-étoupe: 5.1: Metr. & PG

## H-B 10


Artikel part article	Art.Nr. part No. N° art.	PG	M	L	L1	L2	L3	L4	B	B1	B2	B3	B4	B5	H	H1	H2	S	d
H-B 10 SDRH-LB 21	<b>70064200</b>	21		73	91	88,5	82	97	43			45	58	25	74	6		50	5,5
H-B 10 SDRH-LB 29	<b>70064400</b>	29																	
H-B 10 SDRH-LB M25	<b>79064200</b>		25	73	91	88,5	82	97	43			45	58	25	74	6		50	5,5
H-B 10 SDRH-LB M32	<b>79064400</b>		32																

Einsätze / Inserts / Inserts: 1.4: H-BE 10 / 1.5: H-EE 18 / 1.7: H-BVE 3 / 1.9: H-DD 42 / 1.10: MC 10

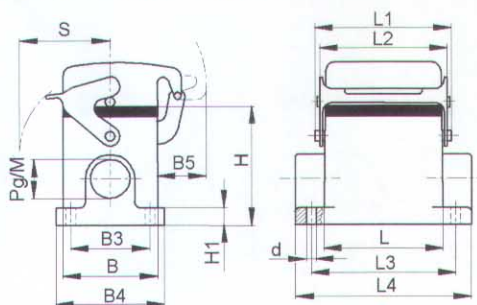
Kabelverschraubung / Cable gland / Presse-étoupe: 5.1: Metr. & PG

# 3.2 EPIC® D A - V I N C I H - B

Sockelgehäuse / Surface mount base / Embase en saillie



PG / M



**EPIC® H-B Gehäuse: Sockelgehäuse (Schutzdeckel, 1 Kabeleingang, Längsbügel, hohe Bauform)**

**EPIC® H-B housings: surface mount base (cover, 1 cable entry, single locking lever, high version)**

**Boîtiers EPIC® H-B: embase en saillie (couverture, 1 entrée de câble, simple levier, version haute)**

## H-B 16

Artikel part article	Art.Nr. part No. N° art.	PG	M	L	L1	L2	L3	L4	B	B1	B2	B3	B4	B5	H	H1	H2	S	d
H-B 16 SDRH-LB 21	<b>70114200</b>	21		93,3	111	109,5	105	117	43			45	58	25	84	6		50	5,5
H-B 16 SDRH-LB 29	<b>70114400</b>	29																	
H-B 16 SDRH-LB M25	<b>79114200</b>		25	93,3	111	109,5	105	117	43			45	58	25	84	6		50	5,5
H-B 16 SDRH-LB M32	<b>79114400</b>		32																

Einsätze / Inserts / Inserts: 1.4: H-BE 16 / 1.5: H-EE 32 / 1.6: H-BS 6 / 1.7: H-BVE 6 / 1.8: H-D 40 / 1.9: H-DD 72 / 1.10: MC 16  
Kabelverschraubung / Cable gland / Presse-étoupe: 5.1: Metr. & PG

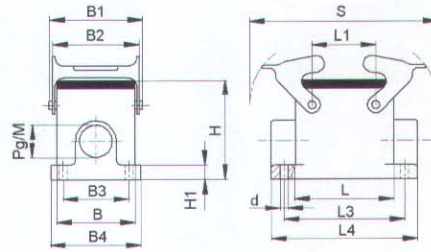
## H-B 24

Artikel part article	Art.Nr. part No. N° art.	PG	M	L	L1	L2	L3	L4	B	B1	B2	B3	B4	B5	H	H1	H2	S	d
H-B 24 SDRH-LB 21	<b>70164200</b>	21		120	138	136,5	132	144	43			45	58	25	84	6		50	5,5
H-B 24 SDRH-LB 29	<b>70164400</b>	29																	
H-B 24 SDRH-LB M25	<b>79164200</b>		25	120	138	136,5	132	144	43			45	58	25	84	6		50	5,5
H-B 24 SDRH-LB M32	<b>79164400</b>		32																

Einsätze / Inserts / Inserts: 1.4: H-BE 24 / 1.5: H-EE 46 / 1.7: H-BVE 10 / 1.8: H-D 64 / 1.9: H-DD 108 / 1.10: MC 24  
Kabelverschraubung / Cable gland / Presse-étoupe: 5.1: Metr. & PG

# 3.2 EPIC® D A - VINCI H - B

Sockelgehäuse / Surface mount base / Embase en saillie



**PG / M**

**EPIC® H-B Gehäuse: Sockelgehäuse (2 Kabeleingänge, Querbügel)**  
**EPIC® H-B housings: surface mount base (2 cable entries, double locking lever)**  
**Boîtiers EPIC® H-B: embase en saillie (2 entrées de câble, double levier)**

## H-B 10

Artikel part article	Art.Nr. part No. N° art.	PG	M	L	L1	L2	L3	L4	B	B1	B2	B3	B4	B5	H	H1	H2	S	d
H-B 10 SGRL 16	<b>10035000</b>	16		73	27		82	94	43	57,8	53	40	52		57	4,5		116	5,5
H-B 10 SGRL M20	<b>19035000</b>		20	73	27		82	94	43	57,8	53	40	52		57	4,5		116	5,5
H-B 10 SGRL M25	<b>19035100</b>		25																

Einsätze / Inserts / Inserts: 1.4: H-BE 10 / 1.5: H-EE 18 / 1.7: H-BVE 3 / 1.9: H-DD 42 / 1.10: MC 10

Deckel / Cover / Couvercle: 6.1: H-B 10

Kabelverschraubung / Cable gland / Presse-étoupe: 5.1: Metr. & PG

## H-B 16

Artikel part article	Art.Nr. part No. N° art.	PG	M	L	L1	L2	L3	L4	B	B1	B2	B3	B4	B5	H	H1	H2	S	d
H-B 16 SGRL 21	<b>10075000</b>	21		93	47,5		105	117	43	57,8	53	45	57		64	4,5		136,5	5,5
H-B 16 SGRL M25	<b>19075000</b>		25	93	47,5		105	117	43	57,8	53	45	57		64	4,5		136,5	5,5

Einsätze / Inserts / Inserts: 1.4: H-BE 16 / 1.5: H-EE 32 / 1.6: H-BS 6 / 1.7: H-BVE 6 / 1.8: H-D 40 / 1.9: H-DD 72 / 1.10: MC 16

Deckel / Cover / Couvercle: 6.1: H-B 16

Kabelverschraubung / Cable gland / Presse-étoupe: 5.1: Metr. & PG

## H-B 24

Artikel part article	Art.Nr. part No. N° art.	PG	M	L	L1	L2	L3	L4	B	B1	B2	B3	B4	B5	H	H1	H2	S	d
H-B 24 SGRL 21	<b>10105000</b>	21		120	74		132	144	43	57,8	53	45	57		64	4,5		163	5,5
H-B 24 SGRL M25	<b>19105000</b>		25	120	74		132	144	43	57,8	53	45	57		64	4,5		163	5,5

Einsätze / Inserts / Inserts: 1.4: H-BE 24 / 1.5: H-EE 46 / 1.7: H-BVE 10 / 1.8: H-D 64 / 1.9: H-DD 108 / 1.10: MC 24

Kabelverschraubung / Cable gland / Presse-étoupe: 5.1: Metr. & PG

## H-B 32

Artikel part article	Art.Nr. part No. N° art.	PG	M	L	L1	L2	L3	L4	B	B1	B2	B3	B4	B5	H	H1	H2	S	d
H-B 32 SGRL 29	<b>10138000</b>	29																	
H-B 32 SGRL M32	<b>19138000</b>		32	93,5	64,5		112	124,5	79	93,8	87,8	67	81		72	5		136,5	5,5
H-B 32 SGRL M40	<b>19145400</b>		40																

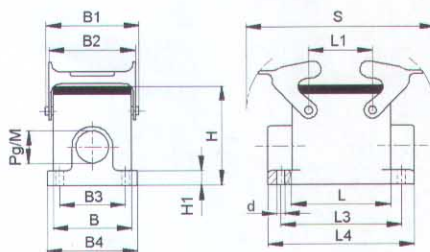

Einsätze / Inserts / Inserts: 1.4: H-BE 32 / 1.5: H-EE 64 / 1.6: H-BS 12 / 1.8: H-D 80 / 1.9: H-DD 144 / 1.10: 2 x MC 16

Kabelverschraubung / Cable gland / Presse-étoupe: 5.1: Metr. & PG



# 3.2 EPIC® DA-VINCI H-B

Sockelgehäuse / Surface mount base / Embase en saillie



PG / M

**EPIC® H-B Gehäuse: Sockelgehäuse (2 Kabeleingänge, Querbügel, hohe Bauform)**

**EPIC® H-B housings: surface mount base (2 cable entries, double locking lever, high version)**

**Boîtiers EPIC® H-B: embase en saillie (2 entrées de câble, double levier, version haute)**

## H-B 10

Artikel part article	Art.Nr. part No. N° art.	PG	M	L	L1	L2	L3	L4	B	B1	B2	B3	B4	B5	H	H1	H2	S	d
H-B 10 SGRLH 21	<b>70036200</b>	21		73	27		82	97	43	57,8	53	45	58		74	6		116	5,5
H-B 10 SGRLH 29	<b>70036400</b>	29																	
H-B 10 SGRLH M25	<b>79036200</b>		25	73	27		82	97	43	57,8	53	45	58		74	6		116	5,5
H-B 10 SGRLH M32	<b>79036400</b>		32																

Einsätze / Inserts / Inserts: 1.4: H-BE 10 / 1.5: H-EE 18 / 1.7: H-BVE 3 / 1.9: H-DD 42 / 1.10: MC 10

Deckel / Cover / Couvercle: 6.1: H-B 10

Kabelverschraubung / Cable gland / Presse-étoupe: 5.1: Metr. & PG

## H-B 16

Artikel part article	Art.Nr. part No. N° art.	PG	M	L	L1	L2	L3	L4	B	B1	B2	B3	B4	B5	H	H1	H2	S	d
H-B 16 SGRLH 21	<b>70086200</b>	21		93,3	47,5		105	117	43	57,8	53	45	58		84	6		136,5	5,5
H-B 16 SGRLH 29	<b>70086400</b>	29																	
H-B 16 SGRLH M25	<b>79086200</b>		25	93,3	47,5		105	117	43	57,8	53	45	58		84	6		136,5	5,5
H-B 16 SGRLH M32	<b>79086400</b>		32																

Einsätze / Inserts / Inserts: 1.4: H-BE 16 / 1.5: H-EE 32 / 1.6: H-BS 6 / 1.7: H-BVE 6 / 1.8: H-D 40 / 1.9: H-DD 72 / 1.10: MC 16

Deckel / Cover / Couvercle: 6.1: H-B 16

Kabelverschraubung / Cable gland / Presse-étoupe: 5.1: Metr. & PG

## H-B 24

Artikel part article	Art.Nr. part No. N° art.	PG	M	L	L1	L2	L3	L4	B	B1	B2	B3	B4	B5	H	H1	H2	S	d
H-B 24 SGRLH 21	<b>70136200</b>	21		120	74		132	144	43	57,8	53	45	58		84	6		163	5,5
H-B 24 SGRLH 29	<b>70136400</b>	29																	
H-B 24 SGRLH M25	<b>79136200</b>		25	120	74		132	144	43	57,8	53	45	58		84	6		163	5,5
H-B 24 SGRLH M32	<b>79136400</b>		32																

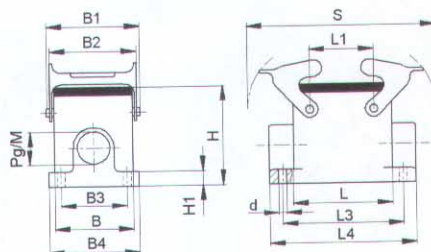
Einsätze / Inserts / Inserts: 1.4: H-BE 24 / 1.5: H-EE 46 / 1.7: H-BVE 10 / 1.8: H-D 64 / 1.9: H-DD 108 / 1.10: MC 24

Deckel / Cover / Couvercle: 6.1: H-B 24

Kabelverschraubung / Cable gland / Presse-étoupe: 5.1: Metr. & PG

# 3.2 EPIC® D A - V I N C I H - B

Sockelgehäuse / Surface mount base / Embase en saillie



PG / M

**EPIC® H-B Gehäuse: Sockelgehäuse (1 Kabeleingang, Querbügel)**  
**EPIC® H-B housings: surface mount base (1 cable entry, double locking lever)**  
**Boîtiers EPIC® H-B: embase en saillie (1 entrée de câble, double levier)**

## H-B 10

Artikel part article	Art.Nr. part No. N° art.	PG	M	L	L1	L2	L3	L4	B	B1	B2	B3	B4	B5	H	H1	H2	S	d
H-B 10 SGR 16	10034000	16		73	27		82	94	43	57,8	53	40	52		57	4,5		116	5,5
H-B 10 SGR M20	19034000		20	73	27		82	94	43	57,8	53	40	52		57	4,5		116	5,5
H-B 10 SGR M25	19034100		25																

Einsätze / Inserts / Inserts: 1.4: H-BE 10 / 1.5: H-EE 18 / 1.7: H-BVE 3 / 1.9: H-DD 42 / 1.10: MC 10  
 Deckel / Cover / Couvercle: 6.1: H-B 10  
 Kabelverschraubung / Cable gland / Presse-étoupe: 5.1: Metr. & PG

## H-B 16

Artikel part article	Art.Nr. part No. N° art.	PG	M	L	L1	L2	L3	L4	B	B1	B2	B3	B4	B5	H	H1	H2	S	d
H-B 16 SGR 21	10074000	21		93	47,5		105	117	43	57,8	53	45	57		64	4,5		136,5	5,5
H-B 16 SGR M25	19074000		25	93	47,5		105	117	43	57,8	53	45	57		64	4,5		136,5	5,5

Einsätze / Inserts / Inserts: 1.4: H-BE 16 / 1.5: H-EE 32 / 1.6: H-BS 6 / 1.7: H-BVE 6 / 1.8: H-D 40 / 1.9: H-DD 72 / 1.10: MC 16  
 Deckel / Cover / Couvercle: 6.1: H-B 16  
 Kabelverschraubung / Cable gland / Presse-étoupe: 5.1: Metr. & PG

## H-B 24

Artikel part article	Art.Nr. part No. N° art.	PG	M	L	L1	L2	L3	L4	B	B1	B2	B3	B4	B5	H	H1	H2	S	d
H-B 24 SGR 21	10104000	21		120	74		132	144	43	57,8	53	45	57		64	4,5		163	5,5
H-B 24 SGR M25	19104000		25	120	74		132	144	43	57,8	53	45	57		64	4,5		163	5,5

Einsätze / Inserts / Inserts: 1.4: H-BE 24 / 1.5: H-EE 46 / 1.7: H-BVE 10 / 1.8: H-D 64 / 1.9: H-DD 108 / 1.10: MC 24  
 Deckel / Cover / Couvercle: 6.1: H-B 24  
 Kabelverschraubung / Cable gland / Presse-étoupe: 5.1: Metr. & PG

## H-B 32


Artikel part article	Art.Nr. part No. N° art.	PG	M	L	L1	L2	L3	L4	B	B1	B2	B3	B4	B5	H	H1	H2	S	d
H-B 32 SGR 29	10137000	29																	
H-B 32 SGR M32	19137000		32	93,5	64,5		112	124,5	79	93,8	87,8	67	81		72	5		136,5	5,5
H-B 32 SGR M40	19146400		40																

Einsätze / Inserts / Inserts: 1.4: H-BE 32 / 1.5: H-EE 64 / 1.6: H-BS 12 / 1.8: H-D 80 / 1.9: H-DD 144 / 1.10: 2 x MC 16  
 Kabelverschraubung / Cable gland / Presse-étoupe: 5.1: Metr. & PG

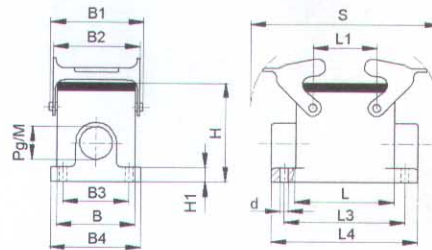


# 3.2 EPIC® DA - VINCI H - B

Sockelgehäuse / Surface mount base / Embase en saillie



PG / M



**EPIC® H-B Gehäuse: Sockelgehäuse (1 Kabeleingang, Querbügel, hohe Bauform)**  
**EPIC® H-B housings: surface mount base (1 cable entry, double locking lever, high version)**  
**Boîtiers EPIC® H-B: embase en saillie (1 entrée de câble, double levier, version haute)**

## H-B 10

Artikel part article	Art.Nr. part No. N° art.	PG	M	L	L1	L2	L3	L4	B	B1	B2	B3	B4	B5	H	H1	H2	S	d
H-B 10 SGRH 21	<b>70035200</b>	21		73	27		82	97	43	57,8	53	45	58		74	6		116	5,5
H-B 10 SGRH 29	<b>70035400</b>	29																	
H-B 10 SGRH M25	<b>79035200</b>		25	73	27		82	97	43	57,8	53	45	58		74	6		116	5,5
H-B 10 SGRH M32	<b>79035400</b>		32																

Einsätze / Inserts / Inserts: 1.4: H-BE 10 / 1.5: H-EE 18 / 1.7: H-BVE 3 / 1.9: H-DD 42 / 1.10: MC 10

Deckel / Cover / Couvercle: 6.1: H-B 10

Kabelverschraubung / Cable gland / Presse-étoupe: 5.1: Metr. & PG

## H-B 16

Artikel part article	Art.Nr. part No. N° art.	PG	M	L	L1	L2	L3	L4	B	B1	B2	B3	B4	B5	H	H1	H2	S	d
H-B 16 SGRH 21	<b>70085200</b>	21		93,3	47,5		105	117	43	57,8	53	45	58		84	6		136,5	5,5
H-B 16 SGRH 29	<b>70085400</b>	29																	
H-B 16 SGRH M25	<b>79085200</b>		25	93,3	47,5		105	117	43	57,8	53	45	58		84	6		136,5	5,5
H-B 16 SGRHM32	<b>79085400</b>		32																

Einsätze / Inserts / Inserts: 1.4: H-BE 16 / 1.5: H-EE 32 / 1.6: H-BS 6 / 1.7: H-BVE 6 / 1.8: H-D 40 / 1.9: H-DD 72 / 1.10: MC 16

Deckel / Cover / Couvercle: 6.1: H-B 16

Kabelverschraubung / Cable gland / Presse-étoupe: 5.1: Metr. & PG

## H-B 24

Artikel part article	Art.Nr. part No. N° art.	PG	M	L	L1	L2	L3	L4	B	B1	B2	B3	B4	B5	H	H1	H2	S	d
H-B 24 SGRH 21	<b>70135200</b>	21		120	74		132	144	43	57,8	53	45	58		84	6		163	5,5
H-B 24 SGRH 29	<b>70135400</b>	29																	
H-B 24 SGRH M25	<b>79135200</b>		25	120	74		132	144	43	57,8	53	45	58		84	6		163	5,5
H-B 24 SGRH M32	<b>79135400</b>		32																

Einsätze / Inserts / Inserts: 1.4: H-BE 24 / 1.5: H-EE 46 / 1.7: H-BVE 10 / 1.8: H-D 64 / 1.9: H-DD 108 / 1.10: MC 24

Deckel / Cover / Couvercle: 6.1: H-B 24

Kabelverschraubung / Cable gland / Presse-étoupe: 5.1: Metr. & PG

3