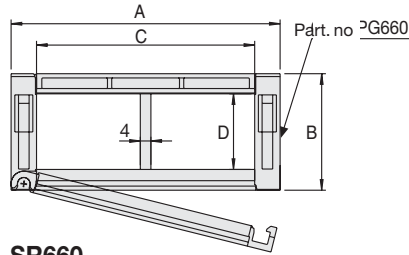


Serie Protection

SR660 Nylon Cable Chain

Inner height (D) 36 mm

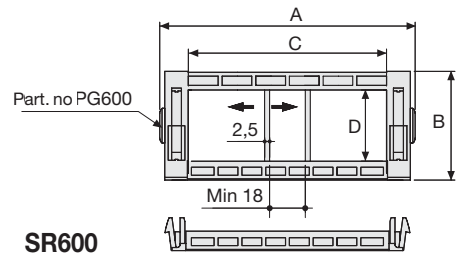
Construction by sidebands with antifriction pivot.
Cover removable from inner radius.
Movable separators can be installed to create different compartments.



SR660

Separator

- Unassembled Part. no S660
- Assembled Part. no S660MC



SR600

Separator

- Unassembled Part. no S600
- Assembled Part. no S600MC

Technical characteristics when self-supported

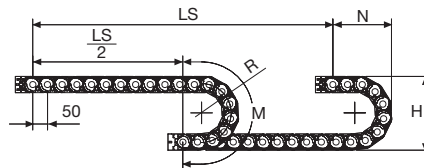
Speed	6 m/s
Acceleration	30 m/s ²

For higher requirements please consult our technical dept.

A	B	C	D	R	Weight/m	Chain
mm	mm	mm	mm	mm	kg	Part Number
79	55	50	36	100-150-200-250	1,90	SR660050 □□□ *
129	55	100	36	100-150-200-250	2,40	SR660100 □□□ *
179	55	150	36	100-150-200-250	3,00	SR60015 □ **

*Complete the code by inserting the value of the radius (R): Ex. SR660050 □ □ □ □

**Complete the code by inserting the value of the radius (R): Ex. SR60015 □ □ □ □
where 0=100; 1=150; 2=200; 3=250



Length of chain (L)

Half travel distance ($\frac{LS}{2}$)
plus length of curve (M)

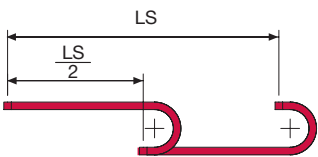
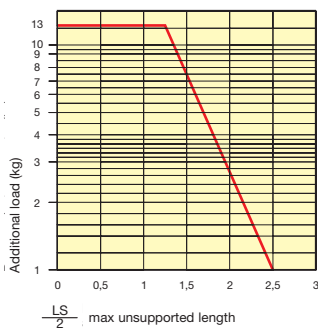
$$L = \frac{LS}{2} + M$$

R	H	N	M
mm	mm	mm	mm
100	255	180	415
150	355	230	575
200	455	280	730
250	555	330	885



Self-Supporting Capacity Diagram

The maximum length of the self-supporting capacity ($\frac{LS}{2}$) in relationship to the weight of the cables and hoses contained per linear metre.



For applications with $\frac{LS}{2}$ and weights not included in the area of the diagram showing self-supporting capacity, verify the possible use of support rollers (see page 30).

End Brackets

The end brackets set allows the two ends of the chain to be attached to the equipment.

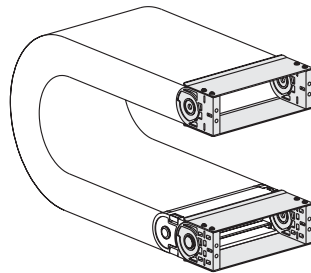
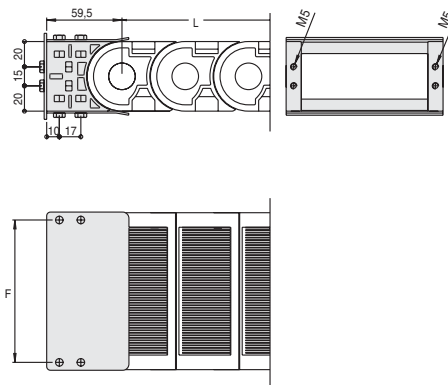


Fig. A

End brackets can be mounted in any position. (Fig. A)



Chain	F
	mm
SR660 C=50	62
SR660 C=100	112
SR600 C=150	162

Nylon End Brackets Part Numbers

Complete Set Assembled

Chain Type	End Brackets Set
SR660 C=50	AN660050KM
SR660 C=100	AN660100KM
SR600 C=150	AL600KM

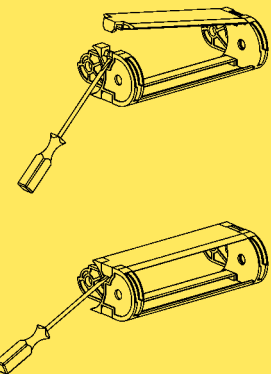
Complete Set Unassembled

Chain Type	End Brackets Set
SR660 C=50	AN660050K
SR660 C=100	AN660100K
SR600 C=150	AL600K

Serie Protection

SR660

Nylon Cable Chain



How to open the cover.

Special tool to remove the connecting pivots: part number PZ010.

For further information please consult Brevetti Stendalto's Technical Office